


MONSTER BOOKMARKS

Color and fold these fun bookmarks, and curl up with a frightfully good book!

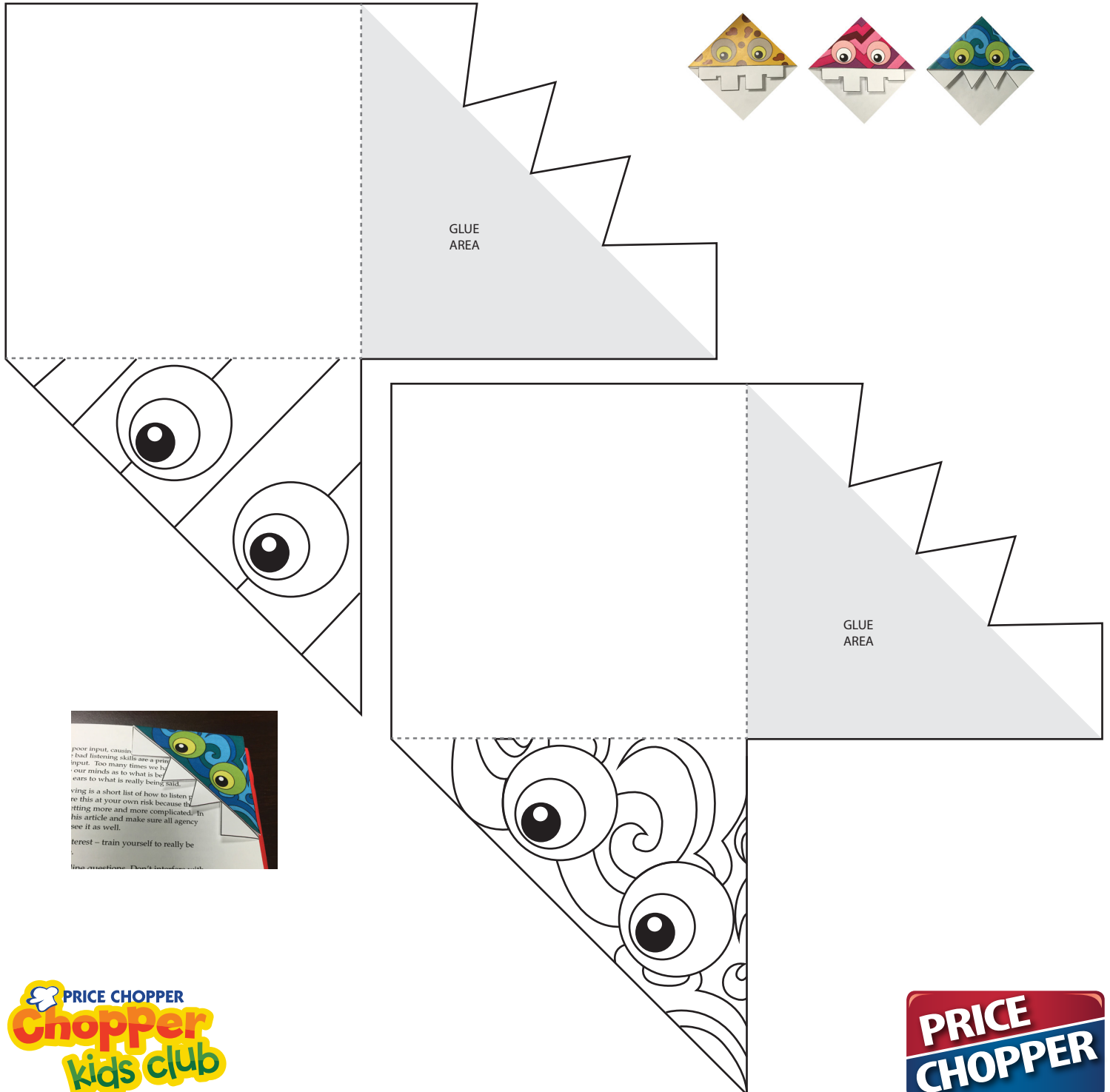


Supplies:

- Paper
- Printer
- Scissors
- Crayons or markers
- Glue or double sided tape


Directions:

1. Print out these pages, then color the pictures.
2. Cut the image out on the solid black lines.
3. Fold on dotted lines.
4. Apply glue to the grey area, then fold the face so that it covers the grey area and sticks to the glue.
5. See the images below for coloring ideas and how they work as a bookmark!



MONSTER BOOKMARKS

Color and fold these fun bookmarks, and curl up with a frightfully good book!



Supplies:

- Paper
- Printer
- Scissors
- Crayons or markers
- Glue or double sided tape

Directions:

1. Print out these pages, then color the pictures.
2. Cut the image out on the solid black lines.
3. Fold on dotted lines.
4. Apply glue to the grey area, then fold the face so that it covers the grey area and sticks to the glue.
5. See the images below for coloring ideas and how they work as a bookmark!

